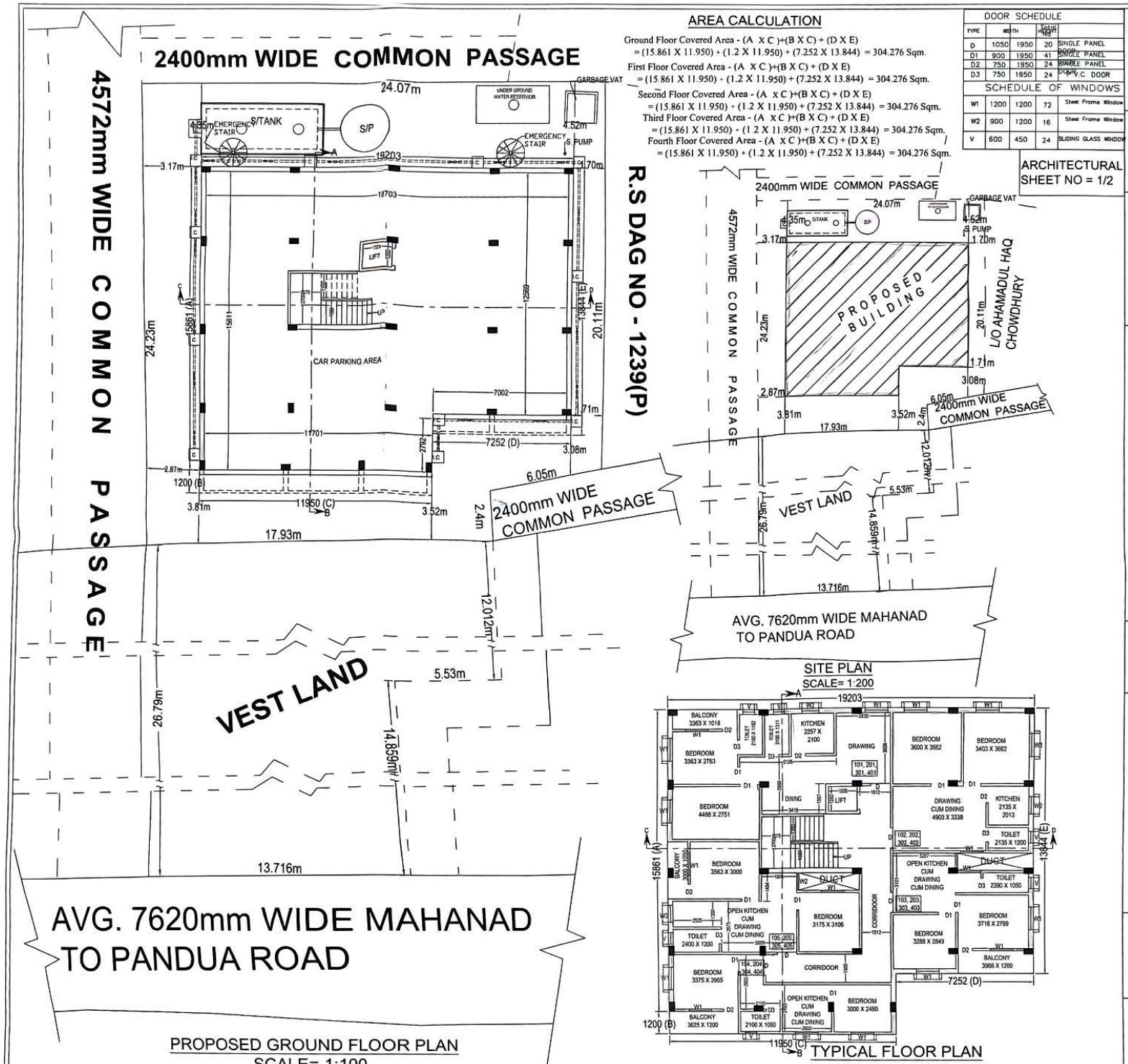

AREA CALCULATION

Ground Floor Covered Area - (A X C)+(B X C) + (D X E)
= (15.861 X 11.950) + (1.2 X 11.950) + (7.252 X 13.844) = 304.276 Sqm.

First Floor Covered Area - (A X C)+(B X C) + (D X E)
= (15.861 X 11.950) + (1.2 X 11.950) + (7.252 X 13.844) = 304.276 Sqm.

Second Floor Covered Area - (A X C)+(B X C) + (D X E)
= (15.861 X 11.950) + (1.2 X 11.950) + (7.252 X 13.844) = 304.276 Sqm.

Third Floor Covered Area - (A X C)+(B X C) + (D X E)
= (15.861 X 11.950) + (1.2 X 11.950) + (7.252 X 13.844) = 304.276 Sqm.

Fourth Floor Covered Area - (A X C)+(B X C) + (D X E)
= (15.861 X 11.950) + (1.2 X 11.950) + (7.252 X 13.844) = 304.276 Sqm.

DOOR SCHEDULE				
TYPE	WIDTH	HEIGHT	Total No	REMARKS
D	1050	1950	20	SINGLE PANEL DOOR
D1	900	1950	41	SINGLE PANEL DOOR
D2	750	1950	24	SINGLE PANEL DOOR
D3	750	1950	24	P.V.C. DOOR
SCHEDULE OF WINDOWS				
W1	1200	1200	72	Steel Frame Window
W2	900	1200	16	Steel Frame Window
V	600	450	24	SLIDING GLASS WINDOW

ARCHITECTURAL SHEET NO = 1/2

PLAN OF PROPOSED (G+4) STORIED RESIDENTIAL BUILDING FOR- KABIR ALI, AT MOUZA- NAMAJGRAM, J.L. NO- 104, L.R. DAG NO- 1239(PART), L.R. KHATIAN. NO.- 4234, 4236, P.S.- PANDUA. DIST.- HOOGHLY, UNDER KSHIRKUNDI - NAMAJGRAM - NIALA GRAM PANCHAYET.

SCALE 1:100, 1:50, 1:25, 1:20 1:200

N

ALL DIMENSIONS ARE IN MILIMETER (OTHERWISE MENTIONED)

SCHEDULE OF WORKS

1. BRICK WORK:FIRST CLASS BRICK WORK WITH SAND AND SEMENT MORTAR IN PROPORTION (6:1) IN 250 TH. WALL & (4:1) IN 125 &75 TH. WALL.
2. ROOF, LINTEL,BEAM,ETC.:R.C.C WORKS WITH SAND, STONECHIPS & CEMENT IN PROPORTON (M25) WITH PROPER REINFORCEMENT.
3. PLASTER: SAND & CEMENT PLASTER IN PROPORTION (6:1) FOR WALLS 250 TH. & IN PROPORTION (4:1) FOR CEILING & 75 TH. WALLS.
4. FLOOR:25 TH. I.P.S FLOORING WITH CEMENT CONCRETE (4:2:1) & FLOOR FINISH WITH 1.5 MM. TH. NEAT CEMENT PUNNING.

1. TOTAL AREA OF THE LAND = 554.37 SQM. (13.69 SATAK)
2. PROP. GROUND FLOOR COVD. AREA:- 304.276 SQ.M
3. PROP. FIRST FLOOR COVD. AREA:- 304.276 SQ.M
4. PROP. SECOND FLOOR COVD. AREA:- 304.276 SQ.M
5. PROP. THIRD FLOOR COVD. AREA:- 304.276 SQ.M
6. PROP. FOURTH FLOOR COVD. AREA:- 304.276 SQ.M
7. PROP. TOTAL FLOOR COVD. AREA:- 1521.38 SQ.M
8) G.L. TO P.L. HEIGHT = 300 MM
9) TOTAL HEIGHT OF THE BUILDING FROM G.L. = 14.55 Mtr.
10) SEPTIC TANK = 1 NOS (100 USER)
11) STAIRCASE = 1 NOS & LIFT = 1 NOS
12) UNDERGROUND WATER RESERVOIR TANK = 1 NOS
13) GARBAGE VAT = 1 NOS
14) SUBMERSIBLE PUMP = 1 NOS SHOWING THE PLAN
15) FIRE FIGHTING ARRANGEMENT PROVIDED - (AS SHOWING IN THE MAIN PLAN)
16) ALL DIMENTION ARE IN MM
17) OUT SIDE WALL ARE IN 250 MM THK. SHOWN IN PLAN
18) IN SIDE WALL ARE IN 125 MM THK. SHOWN IN PLAN

F.A.R. = PROP. TOTAL COVD. AREA / TOTAL AEA OF LAND < 2.75 SO, IT IS IN LIMIT.

F.A.R. = 1521.38 Sqm. / 554.37 Sqm. F.A.R. = 2.74

OFFICE USE

Acknowledgement No. - H1160208 59

13.4.2026

Assistant Engineer
Hooghly Zila Parishad

Engineer
Zila Parishad

Received
Dr. Partha Ghosh
B.E. (Civil), M.E. (Structural Engg.), Ph.D. (Engg.)
Professor
Construction Engg. Department
Jadavpur University, Kolkata-700 106

RECEIVED BY-

SIGNATURE OF OWNER

SIGNATURE OF STRUCTURAL ENGINEER

SIGNATURE OF L.B.S

FIRM
ASK ARCHITECT SOLUTION
SHANTASHILA MARKET, 1ST FLOOR,
PANDUA, HOOGHLY
M.B. NO.- 9647633544 / 9333890829 / 9126827682

ARCHITECTURAL SHEET NO = 2/2

PLAN OF PROPOSED (G+4) STORIED RESIDENTIAL BUILDING FOR- KABIR ALI, AT MOUZA- NAMAJGRAM, J.L. NO- 104, L.R. DAG NO- 1239(PART), L.R. KHATIAN. NO.- 4234, 4236, P.S.- PANDUA. DIST.- HOOGHLY, UNDER KSHIRKUNDI - NAMAJGRAM - NIALA GRAM PANCHAYET.

SCALE 1:100, 1:50, 1:25, 1:20, 1:200

N

ALL DIMENSIONS ARE IN MILIMETER (OTHERWISE MENTIONED)

FRONT ELEVATION

SCALE = 1.100

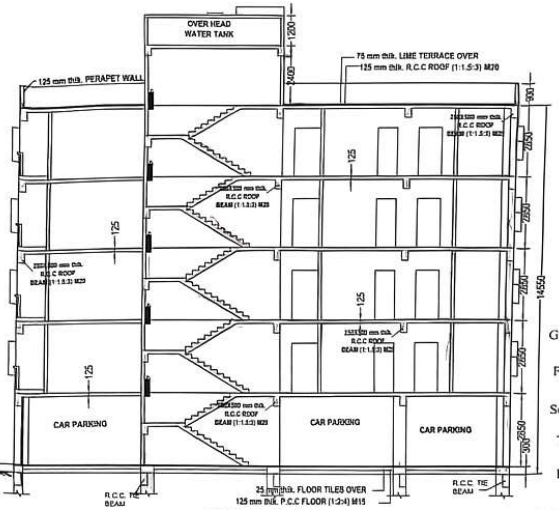

SECTION: C-D

SCALE= 1:100

DOOR SCHEDULE				
TYPE	WIDTH	HEIGHT	NO	
D	1050	1950	20	SINGLE PANEL DOOR
D1	900	1950	41	SINGLE PANEL DOOR
D2	750	1950	24	SINGLE PANEL DOOR
D3	750	1950	24	P.V.C. DOOR
SCHEDULE OF WINDOWS				
W1	1200	1200	72	Steel Frame Window
W2	900	1200	16	Steel Frame Window
V	600	450	24	SLIDING GLASS WINDOW

AREA CALCULATION

Ground Floor Covered Area - (A X C)+(B X C) + (D X E)
= (15.861 X 11.950) + (1.2 X 11.950) + (7.252 X 13.844) = 304.276 Sqm.

First Floor Covered Area - (A X C)+(B X C) + (D X E)
= (15.861 X 11.950) + (1.2 X 11.950) + (7.252 X 13.844) = 304.276 Sqm.

Second Floor Covered Area - (A X C)+(B X C) + (D X E)
= (15.861 X 11.950) + (1.2 X 11.950) + (7.252 X 13.844) = 304.276 Sqm.

Third Floor Covered Area - (A X C)+(B X C) + (D X E)
= (15.861 X 11.950) + (1.2 X 11.950) + (7.252 X 13.844) = 304.276 Sqm.

Fourth Floor Covered Area - (A X C)+(B X C) + (D X E)
= (15.861 X 11.950) + (1.2 X 11.950) + (7.252 X 13.844) = 304.276 Sqm.

SCHEDULE OF WORKS

1. BRICK WORK:FIRST CLASS BRICK WORK WITH SAND AND SEMENT MORTAR IN PROPORTION (6:1) IN 250 TH. WALL & (4:1) IN 125 &75 TH. WALL.
2. ROOF, LINTEL,BEAM,ETC.:R.C.C WORKS WITH SAND, STONECHIPS & CEMENT IN PROPORTON (M25) WITH PROPER REINFORCEMENT.
3. PLASTER: SAND & CEMENT PLASTER IN PROPORTION (6:1) FOR WALLS 250 TH. & IN PROPORTION (4:1) FOR CEILING & 75 TH. WALLS.
4. FLOOR:25 TH. I.P.S FLOORING WITH CEMENT CONCRETE (4:2.1) & FLOOR FINISH WITH 1.5 MM. TH. NEAT CEMENT PUNNING.

1. TOTAL AREA OF THE LAND = 554.37 SQM. (13.69 SATAK)
2. PROP. GROUND FLOOR COVD. AREA.- 304.276 SQ.M
3. PROP. FIRST FLOOR COVD AREA.- 304.276 SQ.M
4. PROP. SECOND FLOOR COVD. AREA.- 304.276 SQ.M
5. PROP. THIRD FLOOR COVD. AREA.- 304.276 SQ.M
6. PROP. FOURTH FLOOR COVD. AREA.- 304.276 SQ.M
7. PROP. TOTAL FLOOR COVD AREA.- 1521.38 SQ.M
8) G.L. TO P.L. HEIGHT = 300 MM
9) TOTAL HEIGHT OF THE BUILDING FROM G.L. = 14.55 Mtr.
10) SEPTIC TANK = 1 NOS (100 USER)
11) STAIRCASE = 1 NOS & LIFT = 1 NOS
12) UNDERGROUND WATER RESERVOIR TANK = 1 NOS
13) GARBAGE VAT = 1 NOS
14) SUBMERSIBLE PUMP = 1 NOS SHOWING THE PLAN
15) FIRE FIGHTING ARRANGEMENT PROVIDED - (AS SHOWING IN THE MAIN PLAN
16) ALL DIMENTION ARE IN MM
17) OUT SIDE WALL ARE IN 250 MM THK. SHOWN IN PLAN
18) IN SIDE WALL ARE IN 125 MM THK. SHOWN IN PLAN

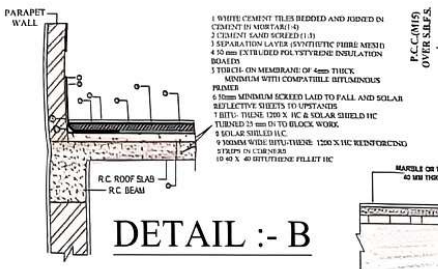

DETAIL :- B

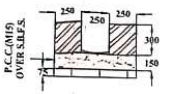

DET. OF SURFACE DRAIN

SCALE - 1 25

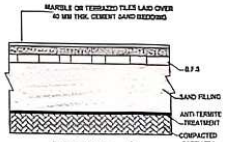

DETAIL :- A

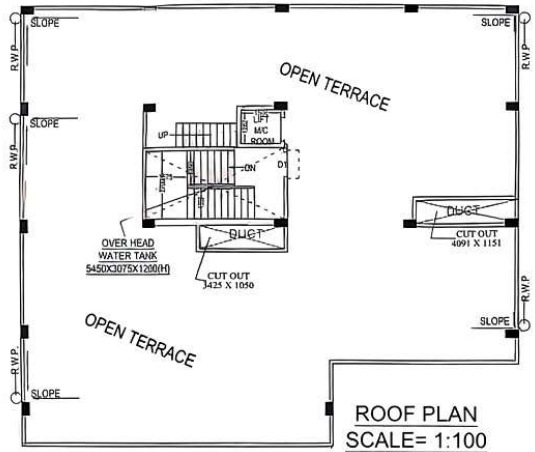

ROOF PLAN

SCALE= 1:100

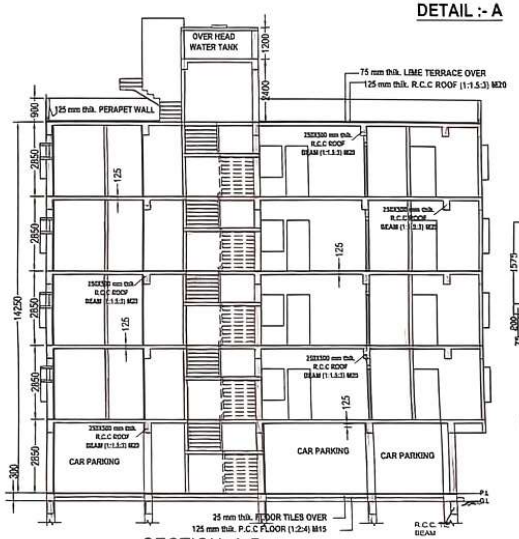

SECTION: A-B

SCALE= 1 100

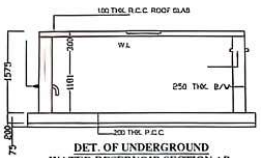

DET. OF UNDERGROUND WATER RESERVOIR SECTION AB

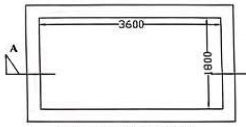

DET. OF UNDERGROUND WATER RESERVOIR

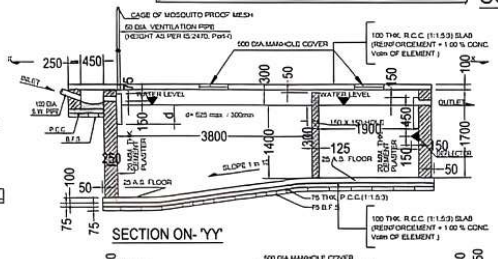

SECTION ON- 'YY'

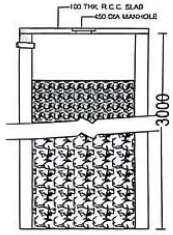

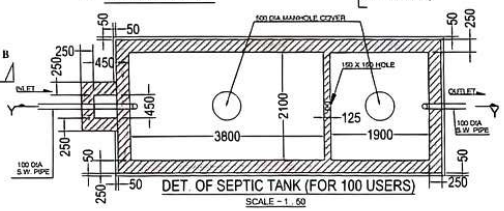

DET. OF SEPTIC TANK (FOR 100 USERS)

SCALE - 1 . 50

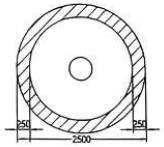

DET. OF SOAK PIT

SCALE - 1 50

OFFICE USE

Acknowledgement No. - H16U 20869

13.4.2026
Assistant Engineer
Hooghly Zilla Parishad

District Engineer
Hooghly Zilla Parishad

Received
Dr Partha Ghosh
B.E.(Civil), M.E.(Structural Engg.), Ph.D. (Engg.)
Professor
Construction Engg. Department
Jadavpur University, Kolkata-700 106

RECEIVED BY-

SIGNATURE OF OWNER

SIGNATURE OF STRUCTURAL ENGINEER

Md. Samsuddin

SIGNATURE OF L.B.S

FIRM
ASK ARCHITECT SOLUTION
SHANTASHILA MARKET, 1ST FLOOR,
PANDUA, HOOGHLY
M.B. NO - 9647633544 / 9333890829 / 9126827682